



Nelson Device Configuration





Piston

Spring

Piston Cap



Xcaliber 3 Lug Housing Configuration




Spring

3 Lug Nose Receiver

3 Lug Cap

Assembled Nelson Device



Assembled Xcaliber
3 Lug Housing



Nelson Device Disassembly Instructions

- Step 1:** Remove piston cap
- Step 2:** Remove spring from booster housing
- Step 3:** Remove Piston

Xcaliber 3 Lug Housing Installation Guide

- Step 1:** Install spring into booster housing
- Step 2:** Install 3 lug nose receiver, into spring as pictured
- Step 3:** Secure 3 lug cap into booster housing